

6.1 GP1 Ventilated Spare Parts

Sorvall:

Legend X1,
ST 16

Thermo Scientific:

SL16,
Multifuge X1

(formerly known as Heraeus Multiguge X1 – series),

Megafuge 16

(formerly known as Heraeus Megafuge 16 – series)

ThermoFisher
SCIENTIFIC

ThermoFisher
SCIENTIFIC
The world leader in serving science



Overview

- [Outer Housing](#)
- [Lid](#)
- [Electronics](#)
- [Service Kits](#)

[Parts List & Tools for Disassembly](#)

[Parts List & Tools for Disassembly](#)

[Parts List & Tools for Disassembly](#)

[Parts List & Tools for Disassembly](#)

Centrifuges Overview

- Sorvall ST 16
- Thermo Scientific SL 16
- Thermo Scientific Megafuge 16
- Sorvall Legend X1
- Thermo Scientific Multifuge X1



6.1 - 3

Ventilated Units: Multifuge X1 – Series / Megafuge 16 – series / Legend X1 – series / ST16 – series / SL16 - series

Outer Housing Overview

[Pos. 1000](#)



[Pos. 1050](#)

[Pos. 1060](#)

[Pos. 1070](#)

[Pos. 1110](#)
[Pos. 1130](#)
[Pos. 1150](#)




[Pos. 1120](#)
[Pos. 1140](#)



[Pos. 1250](#)



[Pos. 1200](#)



[Pos. 1450](#)



[Pos. 1300](#)



[Pos. 1400](#)



6.1 - 4

Ventilated Units: Multifuge X1 – Series / Megafuge 16 – series / Legend X1 – series / ST16 – series / SL16 - series

August 25, 2021

[Overview](#)

ThermoFisher
SCIENTIFIC

Spare Parts Outer Housing

Pos.	Part Nr.:	Description:	Multi X1	Mega 16	Legend X1	ST 16	SL 16	Required Tools	Additional Recommended Tools
1000	70902033	Front Panel (complete, incl. Pos. 1050, 1060, 1070)	X	X	X	X	X	4mm Allen	
1050	20480320	Screw for plastic parts	X	X	X	X	X	4mm Allen, Torx 30	
1060	20480317	Washer	X	X	X	X	X		
1070	20290706	O-Ring	X	X	X	X	X		
1110	50161925	Keypad Overlay Multifuge X1	X					4mm Allen	
1120	50161882	Keypad Overlay Megafuge 16		X					
1130	20058706	Keypad Overlay Legend X1			X				
1140	20058708	Keypad Overlay ST 16				X			
1150	20058710	Keypad Overlay SL 16					X		
1200	20058421	Display frame high end	X		X			4mm Allen, Torx 15	
1250	20058419	Display frame routine		X		X	X		
1300	20150285	Keypad adaptor	X	X	X	X	X	4mm Allen, Torx 15	
1400	20150281	Display 16+24 high end	X		X			4mm Allen, Torx 15	
1450	20150282	Display 26x1 routine		X		X	X		

6.1 - 5

Ventilated Units: Multifuge X1 – Series / Megafuge 16 – series / Legend X1 – series / ST16 – series / SL16 - series

Lid



Pos. 2100 is the newer gas lid stay with ball head joint. See bulletin 1401-CEN-OHA-0544 for more information. Upgrade kit is: 70900137



Pos. 2020

Pos. 2110

Pos. 2300

Pos. 2200

Pos. 2100

Pos. 2000

Pos. 2010


Pos. 2030

Pos. 2050

Pos. 2070

Pos. 2040

Pos. 2060



6.1 - 6

Ventilated Units: Multifuge X1 – Series / Megafuge 16 – series / Legend X1 – series / ST16 – series / SL16 - series

August 25, 2021

[Overview](#)

ThermoFisher
SCIENTIFIC

Spare Parts Lid

Pos.	Part Nr.:	Description:	Multi X3	Mega 40	Legend XT	ST 40	SL 40	Required Tools	Additional Recommended Tools
2000	20058438	Lid upper cover	X	X	X	X	X	4mm Allen, Torx 30	
2010	20058443	Foam	X	X	X	X	X	17mm jaw wrench, pipe wrench	
2020	20058442	Lower Cover	X	X	X	X	X		
2030	20058480	Hook	X	X	X	X	X	32mm jaw wrench	
2040	20059357	Mounting bracket SN < 41622041	X	X	X	X	X	4mm Allen	striker pin, hammer, pipe wrench
2040	50135798	Mounting bracket SN > 41622041	X	X	X	X	X		
2050	20058489	Distance Buffer	X	X	X	X	X		
2060	20050543	Window	X	X	X	X	X		
2070	20058440	Hinge	X	X	X	X	X		
2200	20058632	Gasket	X	X	X	X	X		
2300	20058491	Gas spring grommet	X	X	X	X	X		
2100	50143277	Gas lid stay 220N	X	X	X	X	X	Striker pin, hammer, pipe wrench	
2110	50151808	Pin notch	X	X	X	X	X	Striker pin, hammer	
	70900137	Gas lid stay kit	X	X	X	X	X		

6.1 - 7

Ventilated Units: Multifuge X1 – Series / Megafuge 16 – series / Legend X1 – series / ST16 – series / SL16 - series

August 25, 2021

[Overview](#)

ThermoFisher
SCIENTIFIC

Electronics



[Pos. 3700](#)

[Pos. 3000](#)

Pos. 3000:
Includes the main PCB but not Pos. 3010, 3020, 3030, 3040 and 3700!

[Pos. 3030](#)



[Pos. 3020](#)




[Pos. 3040](#)


[Pos. 3200](#)



Grounding Coil



[Pos. 3500](#)



[Pos. 3010](#)

[Pos. 3400](#)



[Pos. 3100](#)



Always use the dedicated power cable.

6.1 - 8

Ventilated Units: Multifuge X1 – Series / Megafuge 16 – series / Legend X1 – series / ST16 – series / SL16 - series

[Overview](#)

August 25, 2021

ThermoFisher
SCIENTIFIC

Electronics



6.1 - 9

Ventilated Units: Multifuge X1 – Series / Megafuge 16 – series / Legend X1 – series / ST16 – series / SL16 - series

August 25, 2021

[Overview](#)

ThermoFisher
SCIENTIFIC

Spare Parts Electronics

Pos.	Part Nr.:	Description:	230 V	120 V	Required Tools	Additional Recommended Tools
3000	70904687	Main PCB General Purpose 120V / 230V vent.	X	X	8mm socket wrench	4mm Allen
3010	20210445	Fan	X			
3020	20180745	Panel Plug 120V / 230V 10A	X	X	Small scremdriver	4mm Allen
3030	20180747	Overcurrent Switch	X	X	Small screwdriver	4mm Allen
3040	20160746	Break Resistor 120Ω	X	X		4mm Allen
3100	70902026	AutoLock	X	X	3mm Allen	AutoLock Tool Kit
3200	20210429	Motor GP	X	X	13mm socket wrench	AutoLock Tool kit, 4mm Allen
3400	20150270	Sensor Cap	X	X	4mm Allen	
3500	70902692	Lid Latch	X	X	AutoLock Tool kit	
3610	20190300	Line in cord 120V		X		
3620	20190246	Line in cord 230V	X			
3630	50120065	Latch wire	X	X		
3640	50120463	Display wire	X	X		
3650	50120066	Keypad Overlay wire	X	X		
Not shown	70904676	Rear Panel	X	X		

6.1 - 10

Ventilated Units: Multifuge X1 – Series / Megafuge 16 – series / Legend X1 – series / ST16 – series / SL16 - series

Spare Parts NV-RAM

Pos.	Part Nr.:	Description:	Catalog Number:	230V	120V	100V	Required Tools	Additional Recommended Tools
3700	70904669	Heraeus Multifuge X1	75004210	X			Chip removal tool or small screwdriver	4mm Allen
	70904669	Sorvall Legend X1	75004220	X				
	70904665	Heraeus Megafuge 16	75004230	X				
	70904665	Sorvall ST 16	75004240	X				
	70904665	Thermo Scientific SL 16	75004000	X				
	70904668	Heraeus Multifuge X1	75004211		X			
	70904668	Sorvall Legend X1	75004221		X			
	70904664	Heraeus Megafuge 16	75004231		X			
	70904664	Sorvall ST 16	75004241		X			
	70904664	Thermo Scientific SL 16	75004001		X			
	70904680	Sorvall Legend X1	75004223					
	70904678	Sorvall ST 16	75004243			X		
	70904669	Heraeus Multifuge X1	75004210			X		

6.1 - 11

Ventilated Units: Multifuge X1 – Series / Megafuge 16 – series / Legend X1 – series / ST16 – series / SL16 - series

Service Kits



Pos. 4000

Pos. 4000:
Without gas lid stay. Please order separately, refer to [bulletin 1401-CEN-OHA-0544](#) for more information.
New gas lid stay: 50143277

Pos. 4500:
With instruction number 50119249.
Tool kit includes parts that make it easier to:

- Remove the AutoLock
- Check function of the AutoLock
- Do a rotor emergency release
- Change anti-vibration mounts

Pos. 4500



Pos. 4100

Pos. 4100:
Refer to bulletin 1808-CEN-OHA-0653.

Pos. 4600

Pos. 4600:
All GP1 centrifuges with SN: 41622041 and higher have a new gas lid stay (see section „Lid“)



Pos.	Part Nr.:	Description:	Multi X1	Mega 16	Legend X1	ST 16	SL 16	Required Tools	Additional Recommended Tools
4000	70904682	Service Kit anti - vibration mounts	X	X	X	X	X	13mm socket wrench / jaw wrench	4mm Allen
4100	50157507	Sensor Cap Motor Cover Kit GP	230V / 120V / 100V						
4500	70904693	Tool Kit AutoLock	X	X	X	X	X		
4600	70900137	Service Kit New Gas Lid Stay	X	X	X	X	X		